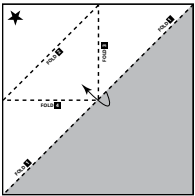


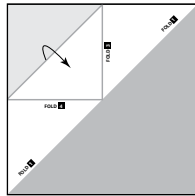


Reading opens up a world of possibilities.

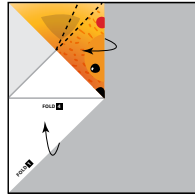
Fox Origami Corner Book Marker



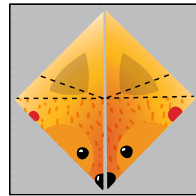
1 Flip square face down and fold diagonally along the **FOLD 1** line, making sure that the **star** is in the upper left corner.



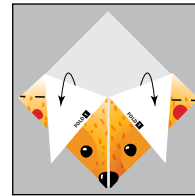
2 Fold the **star** corner down on the **FOLD 2** line. The star should not be showing.




3 Fold along the **FOLD 3** line to show one side of the FOX face. Repeat on **FOLD 4**.




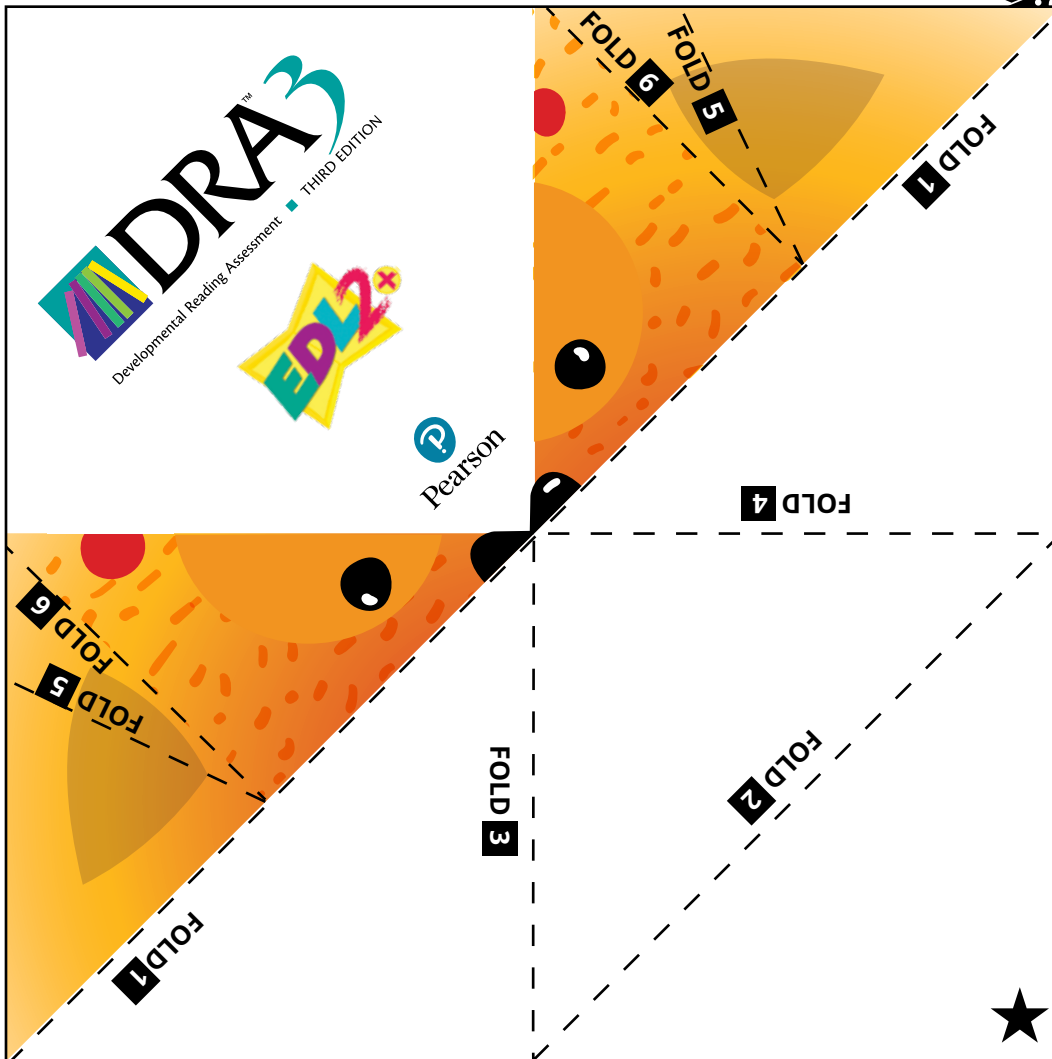
4 Your FOX should now look like this.



5 Fold your fox ears diagonally down along the **FOLD 5** line so they look like this.



6 Unfold the right side ear to fold back along **FOLD 6** line, then **TUCK** your ear in behind the FOX head. Repeat for left ear.



7 Your final FOX should look like this.



8 Now you're ready to use on your favorite book!

The number-one goal of any reading program is to help students become proficient, enthusiastic readers who read for a variety of purposes. DRATM3 and EDLTM2+ provides key information needed to understand your students' unique reading strengths and challenges and help them achieve success.

